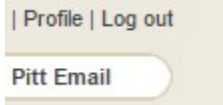


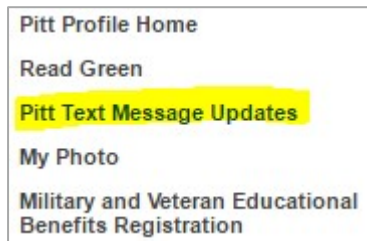


Want to receive news and notifications on the Total Rewards Program in your inbox? Follow these easy instructions to get on the list!

1. Sign up for the Total Rewards Program Notify U list by going to my.pitt.edu and selecting the profile link at the top of the page.



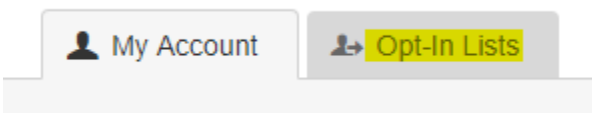
2. Once on the profile page, select the Pitt Text Message Updates link to manage their Notify U subscribed lists. (located on left side)



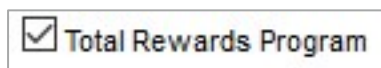
3. Click on the "Access RAVE" link in the yellow box.



4. Click "Opt-in Lists" at the top of the page.



5. Check the Total Rewards Program box.



That's it! You will receive a message confirming that your preferences were updated.

Encountering technical difficulty or have questions? Email: nddwyer@pitt.edu.